

# GLS UNIVERSITY

Established under Gujarat Private Universities (Amendment) Act, 2015  
& approved under Section 2(f), UGC Act, 1956  
(Sponsoring Body: Gujarat Law Society since 1927)

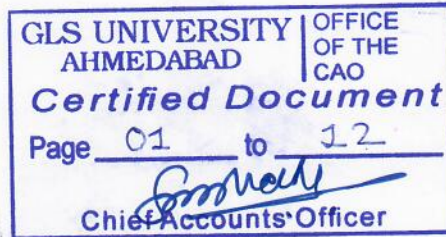
Gujarat Law Society Campus, Opp. Law Garden, Ellisbridge, Ahmedabad-380006  
Gujarat, India • Phone: 079 2644 0532 • Web.: www.glsuniversity.ac.in

## Criteria – 4: Infrastructure & Learning Resources

### Metric – 4.1.2

Percentage of expenditure excluding salary, for infrastructure development and augmentation year wise during the last five years.

**Document: Audited Income & Expenditure statement to related criteria – CA Certificate**



Phone : Resi. : 26602123

**PRIYANK R. SHAH**

CHARTERED ACCOUNTANTS

Phone : Off. : 26562994 / 26568113

A/201, "SAMUDRA",  
Nr. Klassic Gold Hotel,  
Sardar Patel Nagar,  
Ellisbridge, AHMEDABAD-380 006.

Date :

## Certificate

To  
The Registrar  
GLS University  
Ahmedabad

Subject: Expenditure on Infrastructure Augmentation


GLS University constituted under Gujarat State Private Universities Act and having its registered office at GLS Campus, Law Garden, Ellisbridge, Ahmedabad – 380006 (PAN – AAAJG2053P) has requested to provide certificate on infrastructure augmentation on yearly basis incurred by the University.

Based on such request and audited financial statements and obtaining necessary information from the officials of the University, we are of the opinion that GLS University has incurred expenses towards infrastructure augmentation as follows.


Sr No.	Financial Year	CAPEX	Amount Considered from CAPEX	Campus Development Expenses	Total amount incurred on Infrastructure Augments (Rs. In Lakhs)
	1	2	3	4	5 = (3+4)
1	2018-19	1,324.20	1,241.21	247.43	1,488.64
2	2019-20	440.09	421.57	783.51	1,205.08
3	2020-21	240.21	217.28	943.14	1,160.42
4	2021-22	845.81	827.90	1,002.06	1,829.96
5	2022-23	599.61	599.61	1,162.65	1,762.26
	Total	3,449.91	3,307.57	4,138.79	7,446.36






This certificate is issued on specific request from GLS University for the purpose of Submission to National Assessment and Accreditation Council.

For, GLS University

  
(Shashank Shah)  
Chief Accounts Officer



  
CA Priyank R. Shah  
Chartered Accountants  
Mem. No.: 118385  
UDIN: 24118385BKAENK4764  
Date : 07/06/2024  
Place: AHMEDABAD

<b>GLS UNIVERSITY</b>				
<b>Income &amp; Expenditure Account for the year ending on 31st March 2019</b>				
Particulars	Schedule	For the year ended March 31, 2019 Amount (Rs.)	For the year ended March 31, 2018 Amount (Rs.)	
<b>INCOME</b>				
(1) FEES (NET)	H	48,56,66,459	36,85,24,868	
(2) INTEREST FROM INVESTMENTS		44,01,118	5,85,894	
(3) INTEREST ON TDS REFUND		-	-	
(4) OTHER INCOME		29,51,613	19,06,633	
(5) OLD BALANCES WRITTEN OFF		2,29,208	5,80,379	
<b>TOTAL</b>		<b>49,32,48,398</b>	<b>37,15,97,774</b>	
<b>EXPENDITURE</b>				
(1) SALARY AND ALLOWANCES	I	19,53,19,594	18,80,46,361	
(2) LIBRARY BOOKS AND PERIODICALS		34,53,364	38,88,050	
(3) ELECTRICITY EXPENSES		83,52,280	61,95,060	
(4) POSTAGE, TELEPHONE AND ADVERTISEMENT EXPENSES	J	67,93,334	1,11,09,607	
(5) RESEARCH EXPENSES		3,40,353	35,29,064	
(6) STUDENT FREESHIP & WELFARE EXPENSES	K	4,83,20,110	3,06,84,673	
(7) AUDIT FEES		11,59,839	15,64,843	
(8) STATIONERY & PRINTING EXPENSES		53,85,767	48,27,727	
(9) MISCELLANEOUS EXPENSES	L	6,51,63,631	5,18,66,533	
(10) CAMPUS DEVELOPMENT EXPENSES		<b>2,47,42,912</b>	1,26,06,882	
(11) RENT PAID		4,64,470	8,26,830	
(12) HIRE CHARGES ON HYPOTHECATION OF VEHICLES		1,80,878	1,79,214	
(13) DONATION		-	7,41,344	
(14) STAFF WELFARE EXPENSES		86,40,838	87,75,366	
(15) INTEREST ON SECURED LOAN		5,09,21,989	3,65,76,402	
(16) LOSS ON SALE OF FIXED ASSETS		-	3,23,021	
CONTRIBUTION OF NON RECURRING GRANT FOR ESTABLISHMENT OF TECHNOLOGY BUSINESS INCUBATOR.		-	12,64,375	
(17) (SEE NOTE 1 ON NOTES OF ACCOUNTS.)				
(18) DEPRECIATION (BY WAY OF PROVISIONS OR ADJUSTMENT)		4,15,93,270	1,88,41,930	
<b>TOTAL</b>		<b>46,08,32,629</b>	<b>38,18,47,282</b>	
<b>Excess of Income/(Expenditure) over Expenditure/(Income) carried to the Balance Sheet</b>		<b>3,24,15,769</b>	<b>(1,02,49,508)</b>	
<b>Significant Accounting Policies and Notes to Accounts</b>		<b>M</b>		
<b>AS PER OUR SEPARATE REPORT OF EVEN DATE ATTACHED</b>				
For, C. C. Chokshi & Co. Chartered Accountants (Registration No.101876W)		Sudhir Nanavati President 		
 Gaurav J Shah Partner (Membership No.35701) Place: Ahmedabad Date: 1 <sup>st</sup> October, 2019		Dharmesh Shah Registrar 		
		Shashank Shah CAO Date: 27.09.2019 		

**GLS UNIVERSITY**


**SCHEDULE ' C '**



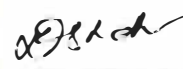

**FIXED ASSETS AS AT March 31, 2019**

	GROSS BLOCK (AT COST)				DEPRECIATION					Net Block as at 31-03-2019 Rs.
	As at 01-04- 2018	Additions	Deduction / Adjustment	As at 31-03-2019	Total up to 01-04-2018	Provided for the year	Deduction / Adjustment	Total up to 31-03-2019	Rate of Depreciation	
	Rs.	Rs.	Rs.	Rs.	Rs.	Rs.	Rs.	Rs.		
<b>Buildings &amp; Developments</b>	14,67,26,276	8,22,52,250	-	22,89,78,526	72,50,123	63,91,196	-	1,36,41,319	3%	21,53,37,207
<b>Computer Equipments</b>	10,57,85,749	1,47,88,669	-	12,05,74,418	3,99,16,365	1,68,62,912	-	5,67,79,277	20%	6,37,95,141
<b>Dead Stock</b>	35,19,163	2,51,944	51,005	37,20,102	25,89,860	1,51,941	51,005	26,90,796	10%	10,29,306
<b>Electrical Installation</b>	4,44,44,865	1,14,29,786	-	5,58,74,651	3,01,13,994	19,63,611	-	3,20,77,605	10%	2,37,97,046
<b>Furniture &amp; Fixtures</b>	12,11,10,398	1,63,81,782	-	13,74,92,180	6,53,52,800	73,56,975	-	7,27,09,775	10%	6,47,82,405
<b>Office Equipments</b>	1,86,21,502	26,45,009	65,207	2,12,01,304	58,46,379	41,79,481	65,207	99,60,653	25%	1,12,40,651
<b>Plant &amp; Machinery</b>	1,58,36,285	22,60,730	28,971	1,80,68,044	61,70,819	35,60,783	28,971	97,02,631	25%	83,65,413
<b>Water Coolers</b>	9,55,929	19,500	-	9,75,429	7,07,752	1,00,044	-	8,07,796	25%	1,67,633
<b>Vehicles</b>	37,52,732	23,90,054	1,825	61,40,961	13,20,276	10,26,327	1,825	23,44,778	20%	37,96,183
<b>TOTAL</b>	<b>51,07,52,899</b>	<b>13,24,19,724</b>	<b>1,47,008</b>	<b>59,30,25,615</b>	<b>15,92,68,368</b>	<b>4,15,93,270</b>	<b>1,47,008</b>	<b>20,07,14,630</b>		<b>39,23,10,985</b>
<b>PREVIOUS YEAR</b>	<b>26,94,16,188</b>	<b>24,20,56,756</b>	<b>7,20,045</b>	<b>51,07,52,899</b>	<b>14,07,98,462</b>	<b>1,88,41,930</b>	<b>3,72,024</b>	<b>15,92,68,368</b>		<b>35,14,84,531</b>

**Notes:**

1. This Schedule does not include assets in respect of which grants are received from University Grants Commission and Government of Gujarat. The assets of U.G.C. Grants and Swarnim Gujarat Grants are shown separately as amounts spent under respective funds in the schedule 'A' of Balance Sheet.
2. Vehicles include Rs.54,79,908/- (Previous Year Rs.30,89,854/-) being the cost of vehicles purchased on hire purchase basis on which the vendors have a lien.
3. Assets costing up to Rs.5,000/- are fully depreciated in the year of purchase.



<b>GLS UNIVERSITY</b>					
<b>Income &amp; Expenditure Account for the year ending on 31st March 2020</b>					
		For the year ended March 31, 2020	For the year ended March 31, 2019		
Particulars	Schedule	Amount (Rs.)	Amount (Rs.)		
<b>INCOME</b>					
(1) FEES (NET)	I	65,05,76,255	48,56,66,459		
(2) OTHER INCOME	J	1,22,42,322	73,52,731		
(3) OLD BALANCES WRITTEN OFF		1,79,70,213	2,29,208		
<b>TOTAL</b>		<b>68,07,88,790</b>	<b>49,32,48,398</b>		
<b>EXPENDITURE</b>					
(1) SALARY AND ALLOWANCES	K	27,25,47,401	19,53,19,594		
(2) ELECTRICITY EXPENSES		84,41,631	83,52,280		
(3) POSTAGE, TELEPHONE AND ADVERTISEMENT EXPENSES	L	2,10,81,384	67,93,334		
(4) STUDENT FREESHIP & WELFARE EXPENSES	M	4,11,81,770	4,83,20,110		
(5) PROFESSIONAL & LEGAL CHARGES		2,63,29,810	1,28,28,520		
(6) AUDIT FEES		7,08,857	11,59,839		
(7) MISCELLANEOUS EXPENSES	N	4,50,64,142	6,51,63,631		
(8) CAMPUS DEVELOPMENT EXPENSES		7,83,51,499	2,47,42,912		
(9) INTEREST ON LOAN	O	4,22,43,800	5,11,02,867		
(10) DEPRECIATION (BY WAY OF PROVISIONS OR ADJUSTMENT)		5,14,04,288	4,15,93,270		
<b>TOTAL</b>		<b>58,73,54,582</b>	<b>46,08,32,629</b>		
<b>Excess of Income over Expenditure carried to the Balance Sheet</b>		<b>9,34,34,208</b>	<b>3,24,15,769</b>		
<b>Significant Accounting Policies and Notes to Accounts</b>		<b>P</b>			
<b>AS PER OUR SEPARATE REPORT OF EVEN DATE ATTACHED</b>					
For, C. C. Chokshi & Co. Chartered Accountants (Registration No.101876W)		Sudhir Nanavati President 			
		Dharmesh Shah Registrar 			
H. S. Sutaria Hardik Sutaria Partner (Membership No.116642) Place: Ahmedabad Date: 12 <sup>th</sup> January, 2022		Shashank Shah CAO  Date: 30-12-2020			

Pm

**GLS UNIVERSITY**

**SCHEDULE ' E '**  
**FIXED ASSETS AS AT March 31, 2020**




	GROSS BLOCK (AT COST)				DEPRECIATION					Net Block as at 31-03-2020 Rs.
	As at 01-04- 2019	Additions	Deduction / Adjustment	As at 31-03-2020	Total up to 01-04-2019	Provided for the year	Deduction / Adjustment	Total up to 31-03-2020	Rate of Depreciation	
	Rs.	Rs.	Rs.	Rs.	Rs.	Rs.	Rs.	Rs.		
<b>Buildings &amp; Developments</b>	22,89,78,526	69,61,730	-	23,59,40,256	1,36,41,319	69,38,974	-	2,05,80,293	3%	21,53,59,963
<b>Computer Equipments</b>	12,05,74,418	32,19,931	-	12,37,94,349	5,67,79,277	2,03,41,873	-	7,71,21,150	20%	4,66,73,199
<b>Dead Stock</b>	37,20,102	1,49,860	-	38,69,962	26,90,796	1,29,793	-	28,20,589	10%	10,49,373
<b>Electrical Installation</b>	5,58,74,651	80,90,243	-	6,39,64,894	3,20,77,605	39,20,717	-	3,59,98,322	10%	2,79,66,572
<b>Furniture &amp; Fixtures</b>	13,74,92,180	1,31,71,455	-	15,06,63,635	7,27,09,775	88,23,616	-	8,15,33,391	10%	6,91,30,244
<b>Office Equipments</b>	2,12,01,304	14,49,339	-	2,26,50,643	99,60,653	44,39,086	-	1,43,99,739	25%	82,50,904
<b>Plant &amp; Machinery</b>	1,80,68,044	46,64,918	-	2,27,32,962	97,02,631	43,96,471	-	1,40,99,102	25%	86,33,860
<b>Water Coolers</b>	9,75,429	1,16,478	-	10,91,907	8,07,796	1,06,905	-	9,14,701	25%	1,77,206
<b>Vehicles</b>	61,40,961	61,85,258	13,475	1,23,12,744	23,44,778	23,06,853	13,475	46,38,156	20%	76,74,588
<b>TOTAL</b>	<b>59,30,25,615</b>	<b>4,40,09,212</b>	<b>13,475</b>	<b>63,70,21,352</b>	<b>20,07,14,630</b>	<b>5,14,04,288</b>	<b>13,475</b>	<b>25,21,05,443</b>		<b>38,49,15,909</b>
<b>PREVIOUS YEAR</b>	<b>51,07,52,899</b>	<b>8,24,19,724</b>	<b>1,47,008</b>	<b>59,30,25,615</b>	<b>15,92,68,368</b>	<b>4,15,93,270</b>	<b>1,47,008</b>	<b>20,07,14,630</b>		<b>39,23,10,985</b>

**Notes:**

1. This Schedule does not include assets in respect of which grants are received from University Grants Commission and Government of Gujarat. The assets of U.G.C. Grants and Swarnim Gujarat Grants are shown separately as amounts spent under respective funds in the schedule 'A' of Balance Sheet.
2. Vehicles include Rs.78,31,126/- (Previous Year Rs.54,79,908/-) being the cost of vehicles purchased on which the vendors have a lien.
3. Assets costing up to Rs.5,000/- are fully depreciated in the year of purchase.



*Am*

<b>GLS UNIVERSITY</b>			
<b>Income &amp; Expenditure Account for the year ending on 31st March 2021</b>			
Particulars	Schedule	For the year ended March 31, 2021 Amount (Rs.)	For the year ended March 31, 2020 Amount (Rs.)
<b>INCOME</b>			
(1) FEES (NET)	I	75,88,76,485	65,05,76,255
(2) OTHER INCOME	J	1,38,31,519	1,22,42,322
(3) OLD BALANCES WRITTEN OFF		29,15,273	1,79,70,213
<b>TOTAL</b>		<b>77,56,23,277</b>	<b>68,07,88,790</b>
<b>EXPENDITURE</b>			
(1) SALARY AND ALLOWANCES	K	24,26,47,104	27,25,47,401
(2) ELECTRICITY EXPENSES		54,04,006	84,41,631
(3) POSTAGE, TELEPHONE AND ADVERTISEMENT EXPENSES	L	6,04,57,827	2,10,81,384
(4) STUDENT FREESHIP & WELFARE EXPENSES	M	3,80,16,583	4,11,81,770
(5) PROFESSIONAL & LEGAL CHARGES		73,82,146	2,63,29,810
(6) AUDIT FEES		8,17,600	7,08,857
(7) MISCELLANEOUS EXPENSES	N	3,73,38,594	4,50,64,142
(8) CAMPUS DEVELOPMENT EXPENSES		<b>9,43,13,965</b>	7,83,51,499
(9) INTEREST ON LOAN	O	3,70,95,043	4,22,43,800
(10) LOSS ON SALE OF FIXED ASSETS		45,801	-
(11) DEPRECIATION (BY WAY OF PROVISIONS OR ADJUSTMENT)	E	5,00,35,372	5,14,04,288
<b>TOTAL</b>		<b>57,35,54,041</b>	<b>58,73,54,582</b>
<b>Excess of Income over Expenditure carried to the Balance Sheet</b>		<b>20,20,69,236</b>	<b>9,34,34,208</b>
<b>Significant Accounting Policies and Notes to Accounts</b>	<b>P</b>		
<b>AS PER OUR SEPARATE REPORT OF EVEN DATE ATTACHED</b>			
For, C. C. Chokshi & Co. Chartered Accountants (Registration No.101876W)		Sudhir Nanavati President	
H. S. Sutaria Hardik Sutaria Partner (Membership No.116542) Place: Ahmedabad Date: 11 <sup>th</sup> November 2021		Dharmesh Shah Registrar	
		Shashank Shah CAO	
		Date: 09.11.2021	

**GLS UNIVERSITY**

**SCHEDULE ' E '**  
**FIXED ASSETS AS AT March 31, 2021**

	GROSS BLOCK (AT COST)				DEPRECIATION					Net Block as at 31-03-2021 Rs.
	As at 01-04- 2020 Rs.	Additions Rs.	Deduction / Adjustment Rs.	As at 31-03-2021 Rs.	Total up to 01-04-2020 Rs.	Provided for the year Rs.	Deduction / Adjustment Rs.	Total up to 31-03-2021 Rs.	Rate of Depreciation	
<b>Buildings &amp; Developments</b>	23,59,40,256	-	-	23,59,40,256	2,05,80,293	70,78,208	-	2,76,58,501	3%	20,82,81,755
<b>Solar System</b>	-	1,18,44,352	-	1,18,44,352	-	7,21,866	-	7,21,866	3%	1,11,22,486
<b>Computer Equipments including of Licenses</b>	12,37,94,349	44,03,616	1,46,482	12,80,51,483	7,71,21,150	1,98,26,444	1,46,482	9,68,01,112	20%	3,12,50,371
<b>Dead Stock</b>	38,69,962	6,16,989	-	44,86,951	28,20,589	1,81,135	-	30,01,724	10%	14,85,227
<b>Electrical Installation</b>	6,39,64,894	-	-	6,39,64,894	3,59,98,322	35,14,641	-	3,95,12,963	10%	2,44,51,931
<b>Furniture &amp; Fixtures</b>	15,06,63,635	-	-	15,06,63,635	8,15,33,391	81,10,070	-	8,96,43,461	10%	6,10,20,174
<b>Office Equipments</b>	2,26,50,643	1,14,728	-	2,27,65,371	1,43,99,739	40,01,306	-	1,84,01,045	25%	43,64,326
<b>Plant &amp; Machinery</b>	2,27,32,962	25,95,285	-	2,53,28,247	1,40,99,102	38,91,298	-	1,79,90,400	25%	73,37,847
<b>Water Coolers</b>	10,91,907	-	-	10,91,907	9,14,701	79,517	-	9,94,218	25%	97,689
<b>Vehicles</b>	1,23,12,744	44,45,684	30,99,838	1,36,58,590	46,38,156	26,30,886	23,04,037	49,65,005	20%	86,93,535
<b>TOTAL</b>	<b>63,70,21,352</b>	<b>2,40,20,654</b>	<b>32,46,320</b>	<b>65,77,95,686</b>	<b>25,21,05,443</b>	<b>5,00,35,371</b>	<b>24,50,519</b>	<b>29,96,90,295</b>		<b>35,81,05,391</b>
<b>PREVIOUS YEAR</b>	<b>59,30,25,615</b>	<b>4,40,09,212</b>	<b>13,475</b>	<b>63,70,21,352</b>	<b>20,07,14,630</b>	<b>5,14,04,288</b>	<b>13,475</b>	<b>25,21,05,443</b>		<b>38,49,15,909</b>

**Notes:**

1. This Schedule does not include assets in respect of which grants are received from University Grants Commission and Government of Gujarat. The assets of U.G.C. Grants and Swarnim Gujarat Grants are shown separately as amounts spent under respective funds in the schedule 'A' of Balance Sheet.
2. Vehicles include Rs.1,22,76,810/- (Previous Year Rs.78,31,126/-) being the cost of vehicles purchased on which the HDFC Bank have a lien.
3. Assets costing up to Rs.5,000/- are fully depreciated in the year of purchase.





**GLS UNIVERSITY**

**SCHEDULE ' H '**

**PROPERTY, PLANT AND EQUIPMENT AND INTANGIBLE ASSETS AS AT March 31, 2022**

	GROSS BLOCK (AT COST)					DEPRECIATION AMORTISATION					Net Block as at March 31, 2022 Rs.	
	As at April 1, 2021 Rs.	Additions Rs.	Deduction / Adjustment Rs.	Transfer (refer note 5)	As at March 31, 2022 Rs.	Total up to April 1, 2021 Rs.	Provided for the year Rs.	Deduction / Adjustment Rs.	Transfer (refer note 5)	Total up to March 31, 2022 Rs.		Rate of Depreciation
<b>PROPERTY, PLANT AND EQUIPMENT</b>												
(i) Buildings & Developments	23,59,40,256	-	-		23,59,40,256	2,76,58,501	70,78,208	-		3,47,36,709	3%	20,12,03,547
(ii) Solar System	1,18,44,352	-	-		1,18,44,352	7,21,866	29,61,088			36,82,954	3%	81,61,398
(iii) Computer Equipments	6,06,00,108	2,69,66,913	-	32,46,315	9,08,13,336	5,20,73,180	57,39,251	-	29,23,606	6,07,36,037	20%	3,00,77,299
(iv) Dead Stock	44,86,951	46,67,003	-	1,20,133	92,74,087	30,01,724	5,81,100	-	84,381	36,67,205	10%	56,06,882
(v) Electrical Installation	6,39,64,894	12,56,123	-	20,44,390	6,72,65,407	3,95,12,963	49,06,421	-	12,33,573	4,56,52,957	10%	2,16,12,450
(vi) Furniture & Fixtures	15,06,63,635	90,81,707	-	49,91,104	16,47,36,446	8,96,43,461	93,79,388	-	37,15,606	10,27,38,455	10%	6,19,97,991
(vii) Office Equipments	2,27,65,371	49,06,174	-	12,99,173	2,89,70,718	1,84,01,045	39,54,619	-	10,68,840	2,34,24,504	25%	55,46,214
(viii) Plant & Machinery	2,53,28,247	82,06,919	-	28,58,238	3,63,93,404	1,79,90,400	48,72,612	-	16,75,628	2,45,38,640	25%	1,18,54,764
(ix) Water Coolers	10,91,907	-	-		10,91,907	9,94,218	57,913	-		10,52,131	25%	39,776
(x) Vehicles	1,36,58,590	2,77,05,599	13,05,522		4,00,58,667	49,65,005	69,82,915	13,05,522		1,06,42,398	20%	2,94,16,269
<b>Total</b>	<b>59,03,44,311</b>	<b>8,27,90,438</b>	<b>13,05,522</b>	<b>1,45,59,353</b>	<b>68,63,88,580</b>	<b>25,49,62,363</b>	<b>4,65,13,515</b>	<b>13,05,522</b>	<b>1,07,01,634</b>	<b>31,08,71,990</b>		<b>37,55,16,590</b>
<b>INTANGIBLE ASSETS</b>												
(i) Computer Software	6,74,51,375	17,90,374	-	1,47,900	6,93,89,649	4,47,27,932	1,32,19,551	-	1,22,595	5,80,70,078		1,13,19,571
<b>Total</b>	<b>6,74,51,375</b>	<b>17,90,374</b>		<b>1,47,900</b>	<b>6,93,89,649</b>	<b>4,47,27,932</b>	<b>1,32,19,551</b>		<b>1,22,595</b>	<b>5,80,70,078</b>		<b>1,13,19,571</b>
<b>TOTAL</b>	<b>65,77,95,686</b>	<b>8,45,80,812</b>	<b>13,05,522</b>	<b>1,47,07,253</b>	<b>75,57,78,229</b>	<b>29,96,90,295</b>	<b>5,97,33,066</b>	<b>13,05,522</b>	<b>1,08,24,229</b>	<b>36,89,42,068</b>		<b>38,68,36,161</b>

**Notes:**

- This Schedule does not include assets in respect of which grants are received from University Grants Commission and Government of Gujarat. The assets of U.G.C. Grants and Swarnim Gujarat Grants are shown separately as amounts spent under respective funds in the schedule 'A' of Balance Sheet.
- Vehicles include Rs.2,61,54,047/- (Previous Year Rs.1,22,76,810/-) being the cost of vehicles purchased on which the HDFC Bank have a lien.
- Assets costing up to Rs.5,000/- are fully depreciated in the year of purchase.
- Equitable mortgage of immovable properties, hypothecation of other movable fixed assets done against short term borrowings (Refer Schedule 'C').
- Movable assets of GLS Law College and N R Institute of Business Management (PGDM) transferred to GLS University for Gross Block of Rs.1,47,07,253/- (Previous year Rs. NIL) and accumulated depreciation of Rs.1,08,24,226/- (previous year Rs. NIL).



<b>GLS UNIVERSITY</b>		
<b>SCHEDULE ' R '</b>		
<b>OTHER EXPENSES</b>		
PARTICULARS	For the year ended March 31, 2022 Amount (Rs.)	For the year ended March 31, 2021 Amount (Rs.)
(i) Postage Telephone and advertisement expenses	6,36,89,598	5,62,09,827
(ii) Student freeship & Welfare Expenses	4,26,04,667	4,23,48,463
(iii) Electricity Expenses	62,40,220	54,04,006
(iv) Professional & Legal Charges	69,99,280	73,82,146
(v) Audit Fees	9,88,390	8,17,600
(vi) Campus Development Expenses	10,02,05,697	9,43,13,965
(vii) Loss on Sale of Fixed Asses	-	45,801
(viii) Miscellaneous Expenses	4,44,86,078	3,73,38,594
<b>TOTAL</b>	<b>26,52,13,930</b>	<b>23,39,60,346</b>
Postage, Telephone and Advertisement Expenses <sup>"i"</sup>		
PARTICULARS	For the year ended March 31, 2022 Amount (Rs.)	For the year ended March 31, 2021 Amount (Rs.)
(i) Postage Expenses	1,17,278	39,144
(ii) Telephone Expenses	1,41,643	75,549
(iii) Advertisement Expenses	6,34,30,677	5,60,95,134
<b>TOTAL</b>	<b>6,36,89,598</b>	<b>5,62,09,827</b>
Student Freeship and Welfare Expenses <sup>"ii"</sup>		
PARTICULARS	For the year ended March 31, 2022 Amount (Rs.)	For the year ended March 31, 2021 Amount (Rs.)
(i) Affiliation Fees	12,400	-
(ii) Exhibition / Seminar & Workshop Expenses	21,44,583	5,14,770
(iii) Industrial Visit	43,767	60,334
(iv) Internet Using Charges	20,09,167	9,51,403
(v) Laboratory Expenses	11,58,736	79,353
(vi) Medical Check-up of Students	11,670	-
(vii) Moot Court Expenses	5,08,408	-
(viii) Program Promotional Expenses	64,90,780	1,56,31,227
(ix) Prize and awards	1,16,000	12,001
(x) S.E.C.A. Expenses	1,52,77,019	1,30,95,253
(xi) Sports Expenses	1,05,193	47,440
(xii) Student / Teacher Exchange Program Expenses	29,99,361	16,65,646
(xiii) Students Freeship Expenses / Scholarship Expenses	30,89,277	49,88,551
(xiv) Teaching Aid	84,79,828	50,69,130
(xv) Website Expenses	1,49,628	2,33,355
(xvi) Youth Festival Expenses	8,850	-
<b>TOTAL</b>	<b>4,26,04,667</b>	<b>4,23,48,463</b>



**GLS UNIVERSITY**

**SCHEDULE ' I '**

**PROPERTY, PLANT AND EQUIPMENT AND INTANGIBLE ASSETS AS AT March 31, 2023**

	GROSS BLOCK (AT COST)					DEPRECIATION AMORTISATION					Rate of Depreciation	Net Block as at March 31, 2023 Rs.
	As at April 1, 2022 Rs.	Additions Rs.	Deduction / Adjustment Rs.	Transfer (refer note 5)	As at March 31, 2023 Rs.	Total up to April 1, 2022 Rs.	Provided for the year Rs.	Deduction / Adjustment Rs.	Transfer (refer note 5)	Total up to March 31, 2023 Rs.		
<b>PROPERTY, PLANT AND EQUIPMENT</b>												
(i) Buildings & Developments	23,59,40,256	-	2,50,47,099	-	21,08,93,157	3,47,36,709	63,89,413	36,31,830	-	3,74,94,292	3%	17,33,98,865
(ii) Solar System	1,18,44,352	17,94,912	-	-	1,36,39,264	36,82,954	32,22,847	-	-	69,05,801	3%	67,33,463
(iii) Computer Equipments	9,08,13,336	86,60,003	-	-	9,94,73,339	6,07,36,037	87,57,012	-	-	6,94,93,049	20%	2,99,80,290
(iv) Electrical Installation	6,72,65,407	-	-	-	6,72,65,407	4,56,52,957	36,49,617	-	-	4,93,02,574	10%	1,79,62,833
(v) Furniture & Fixtures	17,40,10,533	2,35,83,210	-	-	19,75,93,743	10,64,05,660	1,33,01,956	-	-	11,97,07,616	10%	7,78,86,127
(vi) Office Equipments	2,89,70,718	38,39,849	-	-	3,28,10,567	2,34,24,504	24,31,286	-	-	2,58,55,790	25%	69,54,777
(vii) Plant & Machinery	3,63,93,404	85,71,458	-	-	4,49,64,862	2,45,38,640	59,87,680	-	-	3,05,26,320	25%	1,44,38,542
(viii) Water Coolers	10,91,907	-	-	-	10,91,907	10,52,131	30,065	-	-	10,82,196	25%	9,711
(ix) Vehicles	4,00,62,967	1,35,11,653	35,45,738	-	5,00,28,882	1,06,46,698	86,82,920	18,11,253	-	1,75,18,365	20%	3,25,10,517
<b>Total</b>	<b>68,63,92,880</b>	<b>5,99,61,085</b>	<b>2,85,92,837</b>	<b>-</b>	<b>71,77,61,128</b>	<b>31,08,76,290</b>	<b>5,24,52,796</b>	<b>54,43,083</b>	<b>-</b>	<b>35,78,86,003</b>		<b>35,98,75,125</b>
<b>INTANGIBLE ASSETS</b>												
(i) Computer Software	6,93,89,649	-	-	-	6,93,89,649	5,80,70,078	1,13,19,570	-	-	6,93,89,648	20%	1
<b>Total</b>	<b>6,93,89,649</b>	<b>-</b>	<b>-</b>	<b>-</b>	<b>6,93,89,649</b>	<b>5,80,70,078</b>	<b>1,13,19,570</b>	<b>-</b>	<b>-</b>	<b>6,93,89,648</b>		<b>1</b>
<b>CAPITAL WORK IN PROGRESS</b>	<b>-</b>	<b>3,21,69,309</b>	<b>-</b>	<b>-</b>	<b>3,21,69,309</b>	<b>-</b>	<b>-</b>	<b>-</b>	<b>-</b>	<b>-</b>		<b>3,21,69,309</b>
<b>TOTAL</b>	<b>75,57,82,529</b>	<b>5,99,61,085</b>	<b>2,85,92,837</b>	<b>-</b>	<b>81,93,20,086</b>	<b>36,89,46,368</b>	<b>6,37,72,366</b>	<b>54,43,083</b>	<b>-</b>	<b>42,72,75,651</b>		<b>39,20,44,435</b>

**Notes:**

1. This Schedule does not include assets in respect of which grants are received from University Grants Commission and Government of Gujarat. The assets of U.G.C. Grants and Swarnim Gujarat Grants are shown separately as amounts spent under respective funds in the schedule 'B' of Balance Sheet.
2. Vehicles include Rs.NIL (Previous Year Rs.2,61,54,047/-) being the cost of vehicles purchased on which the HDFC Bank have a lien.
3. Assets costing up to Rs.5,000/- are fully depreciated in the year of purchase.
4. Equitable mortgage of immovable properties, hypothecation of other movable fixed assets done against borrowings (Refer Schedule 'C').



## GLS UNIVERSITY

### SCHEDULE ' T ' OTHER EXPENSES

PARTICULARS	For the year ended March 31, 2023 Amount (Rs.)	For the year ended March 31, 2022 Amount (Rs.)
(i) Advertisement expenses	8,22,43,768	6,34,30,677
(ii) Student freeship & Welfare Expenses	13,58,43,028	5,91,70,462
(iii) Electricity Expenses	1,06,96,770	62,40,220
(iv) Professional & Legal Charges	49,40,050	69,99,280
(v) Audit Fees	17,51,710	9,88,390
(vi) Campus Development Expenses	11,62,64,885	10,02,05,697
(vii) Loss on Sale of Fixed Asses	72,73,354	-
(viii) Conveyance & Travelling Expenses	2,37,49,501	21,55,157
(ix) Miscellaneous Expenses	4,07,70,499	4,44,86,078
<b>TOTAL</b>	<b>42,35,34,015</b>	<b>26,52,13,930</b>

### Student Freeship and Welfare Expenses "ii"

PARTICULARS	For the year ended March 31, 2023 Amount (Rs.)	For the year ended March 31, 2022 Amount (Rs.)
(i) Admission Form Fees (Net)	20,27,779	-
(ii) Affiliation Fees	9,50,481	9,99,355
(iii) Convocation Expenses (Net)	43,87,280	-
(iv) Exhibition / Seminar & Workshop Expenses	34,03,313	21,44,583
(v) Function and Festival Expenses	2,96,30,085	1,55,78,840
(vi) Industrial Visit	4,00,847	43,767
(vii) Internet Using Charges	20,08,803	20,09,167
(viii) Laboratory Expenses	36,38,878	11,58,736
(ix) Medical Check-up of Students	8,790	11,670
(x) Moot Court Expenses	15,50,467	5,08,408
(xi) Programme Promotional Expenses	1,91,61,300	64,90,780
(xii) Placement Expenses	11,91,682	-
(xiii) Prize and awards	1,74,304	1,16,000
(xiv) S.E.C.A. Expenses	3,58,13,663	53,50,242
(xv) Software Expenses	1,15,18,846	99,26,777
(xvi) Sports Expenses	43,77,134	1,05,193
(xvii) Student / Teacher Exchange Program Expenses	-	29,99,361
(xviii) Students Freeship Expenses / Scholarship Expenses	30,52,369	30,89,277
(xix) Teaching Aid	1,02,73,925	84,79,828
(xx) Website Expenses	2,46,802	1,49,628
(xxi) Youth Festival Expenses	20,26,280	8,850
<b>TOTAL</b>	<b>13,58,43,028</b>	<b>5,91,70,462</b>

